


# AJD 45

Engine : John Deere  
 Alternator : Mecc Alte  
 Control System : P 72 Control System



## ISO8528

This generator set has been designed to meet ISO 8528 regulation.

## SZUTEST

This generator set is manufactured in facilities certified to ISO 9001.



This generator set is available with CE certification.

## 2000/14/EC

Enclosed product is tested EU noise legislation 2000/14/EC

### 3 Phase Ratings, 50 Hz, PF 0,8

Voltage	Standby Rating (ESP)		Prime Rating (PRP)		
	kVA	kW	kVA	kW	Amp
400/230	44,00	35,00	40,00	32,00	57,00

**Standby Rating (ESP):** Applicable for supplying power to varying electrical load for the duration of power interruption of a reliable utility source. ESP is in accordance with ISO 8528. Overload is not allowed.

**Prime Rating (PRP):** Applicable for supplying power to varying electrical load for unlimited hours. PRP is in accordance with ISO 8528. 10 % overload capability is available for a period of 1 hour within 12-hour period of operation, in accordance with ISO 3046.

### STANDARD SPECIFICATIONS

- Water cooled, Diesel engine
- Radiator with mechanical fan
- Protective grille for fan and rotating parts
- Electric starter and charge alternator
- Starting battery (with lead acid) including rack and cables
- Engine jacket cooling heater
- Base frame design incorporates an integral fuel tank and anti-vibration isolators
- Flexible fuel connection hoses
- Single bearing, class H alternator
- Industrial exhaust silencer and steel belows supplied separately
- Static battery charger
- Manual for use and installation.

### OPTIONAL EQUIPMENTS

#### ENGINE

- Electronic governor control
- Fuel-Water Separator Filter
- Low water level alarm
- Oil heater

#### ALTERNATOR

- Anti-Condensation Heater
- Over sized alternator
- Single Phase ( 4 lead)
- Main line circuit breaker

#### CONTROL SYSTEM

- Earth fault, single set
- Charge Ammeter

#### OTHER ACCESSORIES

- Automatic or manual fuel filling system
- Manual oil drain pump
- Low and high fuel level alarm
- Residential silencer
- Enclosure: weater protective or sound attenuated
- Duct adapter ( on radiator)
- Inlet and outlet motorised louvers
- Inlet and outlet acoustic baffles
- Trailer
- Tool kit for maintenance
- Double wall chassis
- Supplied with oil and coolant - 30 °C
- Battery isolating switch
- Main Fuel Tank

#### TRANSFER SWITCH

- Three Pole Contactor
- Four Pole Contactor

# AJD 45

Engine : John Deere  
 Alternator : Mecc Alte  
 Control System : P 72 Control System

## 1 DIESEL ENGINE SPECIFICATIONS

Manufacturer		John Deere		
Model		3029 T		
No. of Cylinders and Build		3 Cylinder, In Line		
Aspiration and Cooling		Turbo Charged		
Maximum Standby Power		1500 rpm		
		42 kW[56HP]		
Total Displacement	L	2,90		
Bore and Stroke	mm	106 X 110		
Compression Ratio		17,2:1		
Rated Speed (rpm)	rpm	1500		
Governor		Mechanical		
Oil Capacity	L	8,50		
Coolant Capacity	L	18,00		
Intake Air Flow	m <sup>3</sup> /min.	3,20		
Exhaust Gas Flow	m <sup>3</sup> /min.	7,60		
Exhaust Gas Temperatures	° C	590		
Start System		12 V d.c.		
Fuel Consumption	Load	%100	%75	%50
	L/h	9,70	7,50	5,20

## 2 ALTERNATOR SPECIFICATIONS

Make		Mecc Alte
Model		ECO 32-3S/4
Frequency	Hz	50
Power	kVA	40
Design		Brushless, 4 poles
Cos Phi		0,80
Phase		3
Voltage	V	400/230
Current	A	57
Insulation Class		H
Temperatur		H
Stator		2 / 3 steps
Rotor		Single Bearing System, Flexible Disc
Excitation System		Electronic ( AVR )


## 3 DIEMENSIONS AND WEIGHT

Open Type	Dry Weight	Lenght	Width	Height	Tank Capacity
	kg.	mm.	mm.	mm.	L
AJD 45	830	1780	950	1150	105
Sound Attenuated Type	Dry Weight	Lenght	Width	Height	Tank Capacity
	kg.	mm.	mm.	mm.	L
AK 30	1030	2500	1010	1470	105

# AJD 45

Engine : John Deere  
 Alternator : Mecc Alte  
 Control System : P 72 Control System

## 1 P 72 Control System - Control System



- 1 LCD display scroll button
- 2 LCD display
- 3 Additional alarm / Status LED's
- 4 Status LED's
- 5 Operation selecting buttons

### 2 Devices

DSE, model 720 Auto Mains Failure control module  
 Static battery charger 5A, 220/240 volt  
 Emergency stop push button and fuses for control circuits

### 3 Construction and Finish

Components installed in sheet steel enclosure. Phosphate chemical, pre-coating of steel provides corrosion resistant surface  
 Polyester composite powder topcoat forms high gloss and extremely durable finish  
 Lockable hinged panel door provides for easy component access

### 4 Installation

Control panel is mounted generating set baseframe on robust steel stand.  
 Located at side of generating set with properly panel visibility.

## 5 Generating Set Control Unit

8G9'+&\$

H\Y`8G9'+&\$`Wbfc`a cXi`Y`g`U`g`U`b`X`U`F`X`U`X`h`c`b`h`c`i`f`[`Y`b`Y`f`U`h`c`f`g`Y`h`i`d`h`c`&`\$`\_`J`5`U`b`X`i`h`U`j`Y`V`Y`Y`b`X`Y`g`[`b`Y`X`h`c`g`U`f`h`U`b`X`g`h`c`d`X`Y`g`Y`U`b`X`[`U`g`[`Y`b`Y`f`U`h`b`[`g`Y`h`g`H\Y`8G9'+&\$`a`c`X`i`Y`U`g`V`Y`Y`b`X`Y`g`[`b`Y`X`h`c`a`c`b`[`h`c`f`[`Y`b`Y`f`U`h`c`f`Z`Y`e`i`Y`b`V`h`z`j`c`h`z`W`f`Y`b`h`z`Y`b`[`j`b`Y`c`]`d`f`Y`g`g`i`f`Y`z`V`c`U`b`h`i`Y`a`d`Y`f`U`h`i`f`Y`i`f`i`b`b`[`\`c`i`f`g`U`b`X`V`U`h`Y`f`m`j`c`h`g`"A`c`X`i`Y`a`c`b`[`h`c`f`g`h`Y`a`U`j`b`g`g`i`d`d`m`U`b`X`g`k`]`h`W`c`j`Y`f`h`c`h`Y`[`Y`b`Y`f`U`h`c`f`k`Y`b`h`Y`a`U`j`b`g`d`c`k`Y`f`Z`j`g`"H\Y`8G9'+&\$`U`g`c`]`b`X`]`W`h`Y`g`c`d`Y`f`U`h`c`b`U`g`h`h`g`U`b`X`Z`j`i`h`V`c`b`X`]`h`c`b`g`z`U`i`h`c`a`U`h`W`m`i`g`i`h`h`b`[`X`c`k`b`h`Y`[`Y`b`Y`f`U`h`b`[`g`Y`h`U`b`X`]`b`X`]`W`h`b`[`Z`j`i`h`g`V`m`i`a`Y`U`b`g`c`Z`]`h`g`@`7`8`X`]`g`d`U`m`i`c`b`h`Y`Z`c`b`h`d`U`b`Y`"

### Standard Specifications

- Microprocessor controlled
- LCD display makes information easy to read
- Black-lit character/icon LCD display
- Transfer between mains (utility) and generator power
- On-site module configuration and remote configuration (max 100 meters) using PC software
- User-friendly set-up and button layout
- Front panel programming
- Remote start
- Multiple engine parameters are monitored simultaneously
- Controls: Stop/Reset, Manual, Auto, Test, Start, buttons. An additional push button next to the LCD display is used to scroll through the modules' metering displays

# AJD 45

Engine : John Deere  
 Alternator : Mecc Alte  
 Control System : P 72 Control System

## Instruments

- ENGINE
- Engine speed
- Oil pressure
- Coolant temperature
- Run time
- Battery volts
- GENERATOR
- Voltage (L-N)
- Current (L1-L2-L3)
- Frequency
- MAINS
- Voltage (L-L, L-N)

## Protection Circuits

- WARNING
- Battery charge failure
- Low battery voltage
- SHUT DOWNS
- Fail to start
- Emergency stop
- Low oil pressure
- High engine temperature
- Over /Under speed
- Under/over generator frequency
- Failed to reach loading voltage
- Failed to reach loading frequency
- ELECTRICAL TRIP
- Generator over current

## Options

- High oil temperature shut down
- Low fuel level alarm
- High fuel level alarm
- Low coolant level

## Standards

- Electrical Safety / EMC compatibility
- BS EN 60950 Electrical business equipment
- BS EN 61000-6-2 EMC immunity standard
- BS EN 61000-6-4 EMC emission standard for the industrial environment

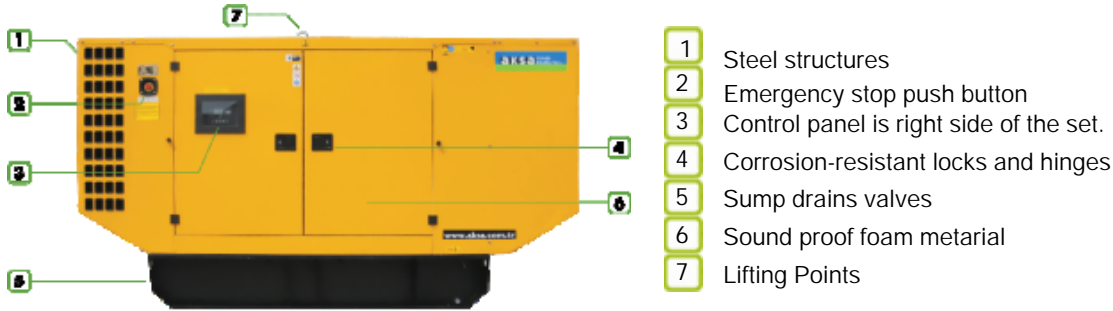
## Static Battery Charger

6UHfVfmVUf[ Yf]g'a Ubi ZVM fYX'k Jh'gk JhV]b[ !a cXY'UbX'GA 8 'hVWbc'c[ mUbX'ih\Ug\][ \ YZZV]bVh  
 6UHfVfmVUf[ Yf'a cXY'gfici hdi hJ !=VUfUfVWf]gh]W]g] YfmVbcgY 'tc'gei UfY'UbX'ci hdi h]g) 'Ua dYfz%&j c'h87""-edi h% , !  
 &\* \$j c'h57"  
 %&\$) \Ug'Z `mci hdi hg\chVfVW]hdfchVW]cb'UbX'ihVWb'VY' i gYX'Ug'U'W'ffYbhgci fVW"  
 %&\$) VUf[ Yf\Ug\][ \ YZZV]bVh'z'cb[ "]Z'Z'ck 'Z]i fY'fUfY'Z' ][ \hk Y][ \hUbX'ck \YUhfUX]UfYX' ]b'UWV'fXUbVW'k ]h' "]bYUf  
 U'fYfbU]j Yg"  
 H\Y VUf[ Yf]g'Z]hVX'k Jh' U'dfchVW]cb'X]cXY'UW'cgg'hY'ci hdi h'  
 7\Uf[ Y'Z] 'ci hdi h]g'Uj U]UV'Y""7 cbbYVhVUf[ Y'Z] 'fY'UmV' VYhk YYb'dcg]h] Y'ci hdi hUbX'7: 'ci hdi h'

# AJD 45

Engine : John Deere  
 Alternator : Mecc Alte  
 Control System : P 72 Control System

## AK 30 - Canopy



## Introduction

Sound-attenuated and Weather-protective Enclosures Sound-attenuated and weather protective enclosures for generating sets from Aksa, meet event the sound requirements and provide optimum protection from inclement weather and development by our specialist acoustic engineers. Our modular designed sound insulated canopies (10- 300kVA) provide ease of access for servicing and general maintenance and interchangeable components permitting on-site repair. Enclosures are designed to optimize genset cooling performance, providing you with confidence that genset ratings and ambient capability.

## Standard Specifications

- Compact footprint, low profile design.
- Enclosure, generator set, exhaust system and fuel tank are pre-ssembled, pre-integrated and shipped as one package
- Body made from steel components treated with polyester powder coating
- Fire retardant foam insulation
- Easy access to all service points
- Exhaust system inside canopy
- Large doors on each side
- Control panel viewing window in a lockable access door
- Emergency stop push button mounted on enclosure exterior
- Cooling fan and battery charging alternator fully guarded
- Fuel fill and battery can only be reached via lockable access doors.
- Lifting points on the top of canopy and base frame
- Customer options available to meet your applications needs.
- Aksa makes its generating sets' noise level tests in accordance with directive 2000/14/EC validation of the noise level test has been approved by the notified body Szutest

Width	mm.	1010
Lenght	mm.	2500
Height	mm.	1470